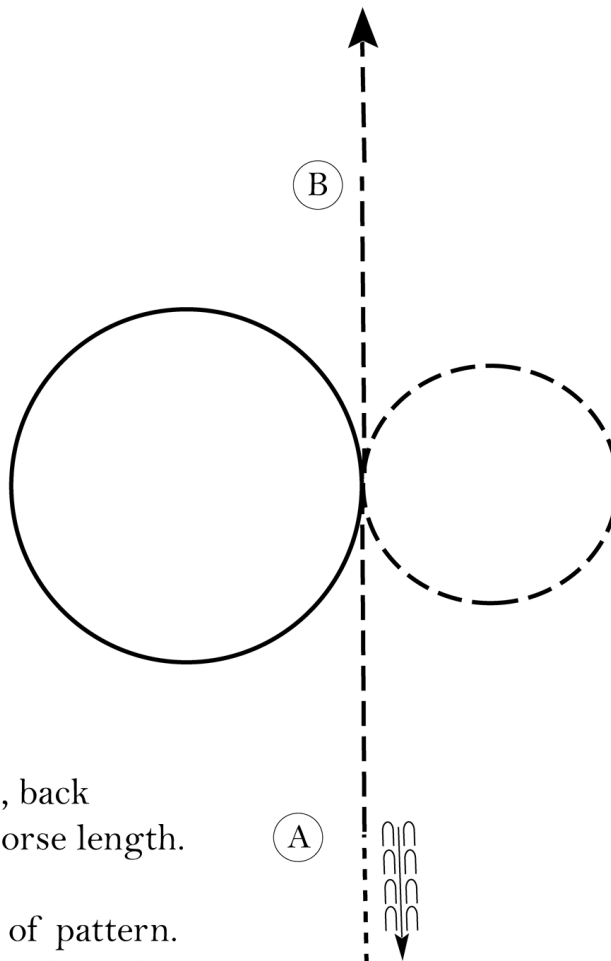


# SJPHC Fall Color Challenge

## Equitation - All Breed 1st Yr Green, Novice Youth, Novice Amateur

Show Date: 08-22-24, 2025



Be ready at A.

1. When acknowledged, back approximately one horse length.
2. Walk to A.
3. Sitting trot to center of pattern.
4. Posting trot a circle to the right.
5. Canter a larger circle to the left.
6. Posting trot on the right diagonal straight away from B.

Pattern is over once you have trotted past B more than 2 horse lengths.

Follow the instructions of your ring steward.

Walk	-----
Trot	- - - - -
Extended Trot	— — — — —
Canter	—————
Leg Yield	
Lead Change	↖ ↗
Back	← ← ←
Marker	Ⓚ
Sidepass	← — — — — →
Hand Gallop	—— — — —

[HSE/1-55]

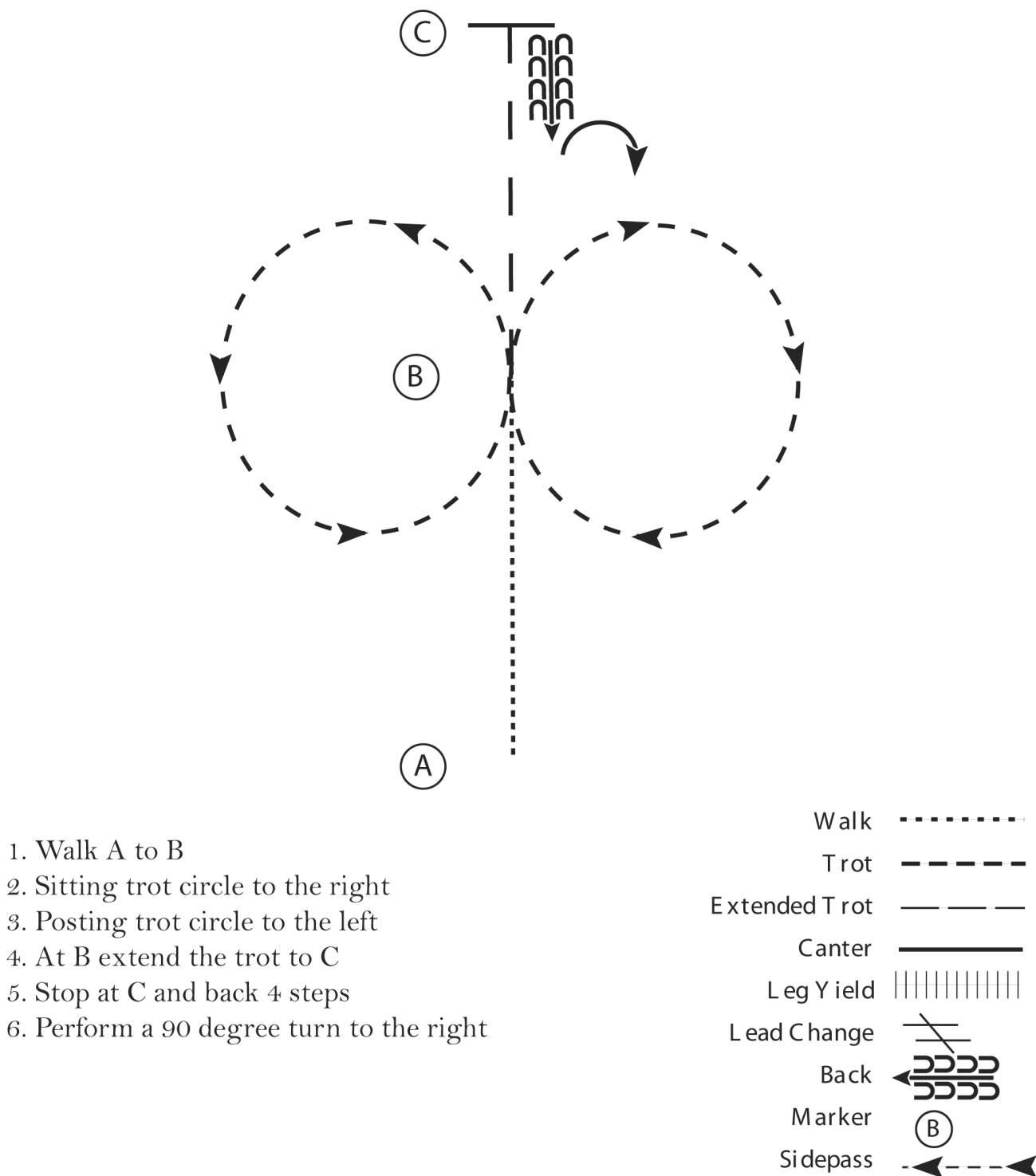
Pattern Provided by:

*Cindy Weight-Carter*

# SJPHC Fall Color Challenge

Equitation - W/T 5-10, 11-18, All Breed W/T, Am W/T

Show Date: 08-22-24, 2025



[HSE/WT-1]

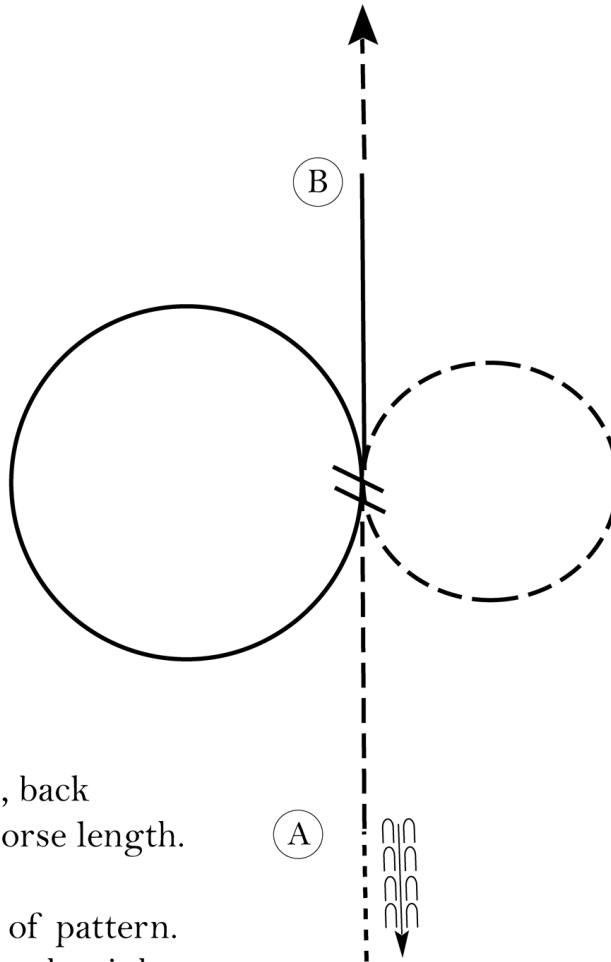
Pattern Provided by:

*Cindy Weight-Carter*

# SJPHC Fall Color Challenge

Equitation - All Breed, 13 & Under, Master Amateur

Show Date: 08-22-24, 2025



Be ready at A.

1. When acknowledged, back approximately one horse length.
2. Walk to A.
3. Sitting trot to center of pattern.
4. Posting trot a circle to the right.
5. Canter a larger circle to the left.
6. Perform a simple lead change at center of pattern.
7. Canter to B.
8. Posting trot on the right diagonal straight away from B.

Pattern is over once you have trotted past B more than 2 horse lengths.

Follow the instructions of your ring steward.

Walk	-----
Trot	- - - - -
Extended Trot	— — — — —
Canter	—————
Leg Yield	
Lead Change	— / —
Back	← ← ← ← ←
Marker	(B)
Sidepass	← — — — — →
Hand Gallop	—————

[HSE/2-55]

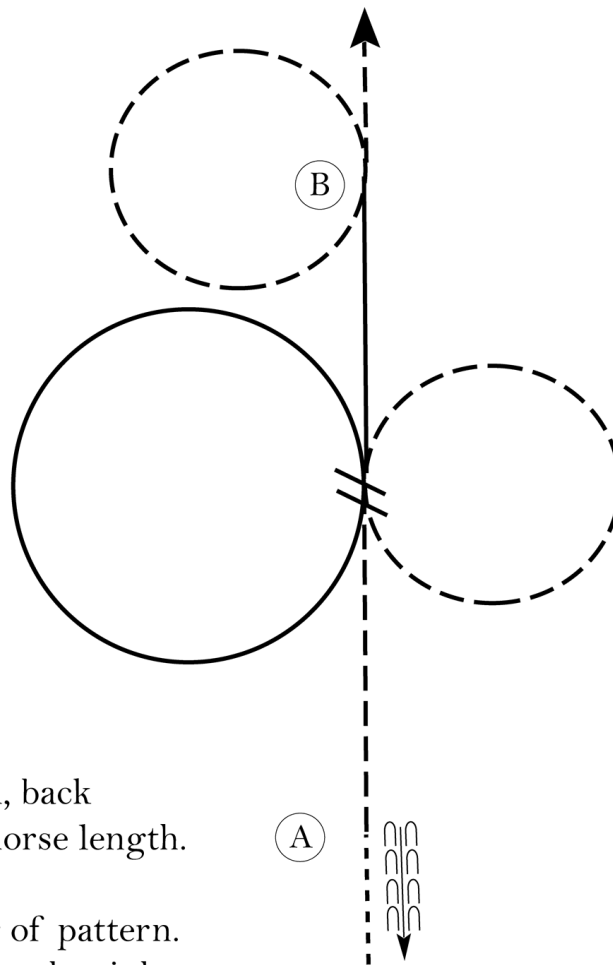
Pattern Provided by:

*Cindy Weight-Carter*

# SJPHC Fall Color Challenge

## Equitation - 18 & Under, Amateur

Show Date: 08-22-24, 2025



Be ready at A.

1. When acknowledged, back approximately one horse length.
2. Walk to A.
3. Sitting trot to center of pattern.
4. Posting trot a circle to the right.
5. Canter a larger circle to the left.
6. Perform a lead change at center of pattern.
7. Canter to B.
8. Posting trot circle to the left at B.
9. Continue to trot straight away from B.

Pattern is over once you have passed B at a trot.

Follow the instructions of your ring steward.

Walk	-----
Trot	- - - - -
Extended Trot	— — — — —
Canter	—————
Leg Yield	
Lead Change	— / —
Back	← ← ← ← ←
Marker	ⓑ
Sidepass	← — — — — →
Hand Gallop	—————

[HSE/3-55]

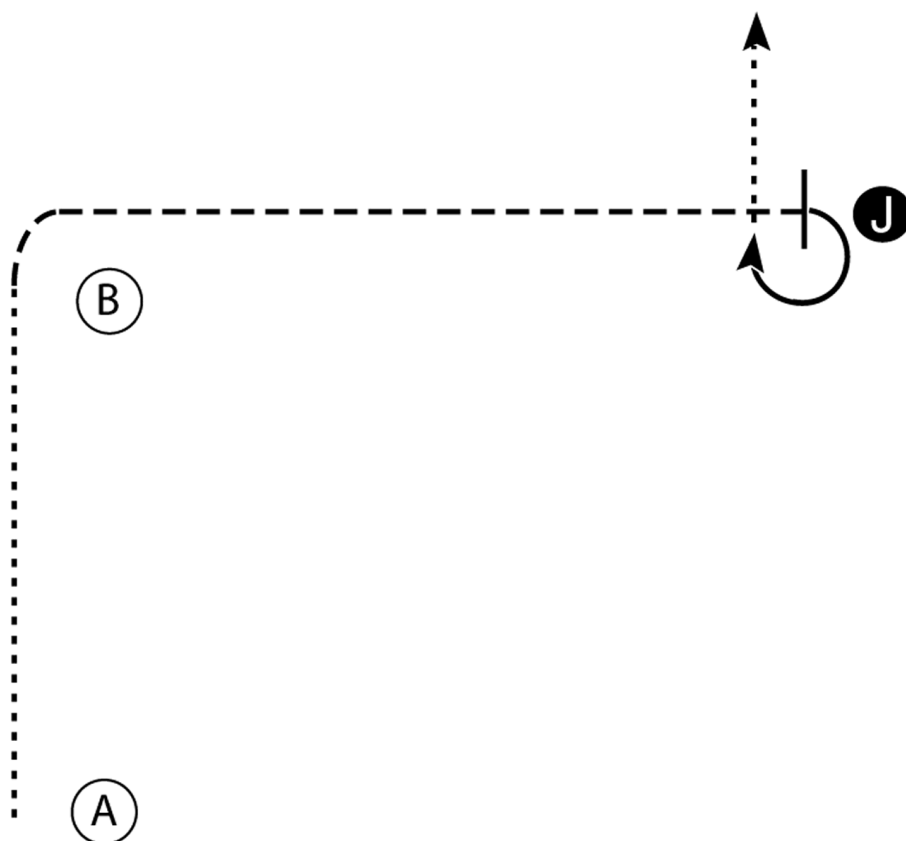
Pattern Provided by:

*Cindy Weight-Carter*


# SJPHC Fall Color Challenge

Showmanship - All Breed 1st Yr Green, W/T 5-10, 11-18,  
All Breed W/T, Am W/T

Show Date: 08-22-24 2025



1. Walk from A to B.
2. Trot from B to the Judge.
3. Stop and set up for inspection.
4. When dismissed perform a 270 degree turn and walk straight away from the Judge.

Walk .....  
Trot - - - - -  
Back ←   
Marker (B)  
Judge (J)

[S/WT-2]

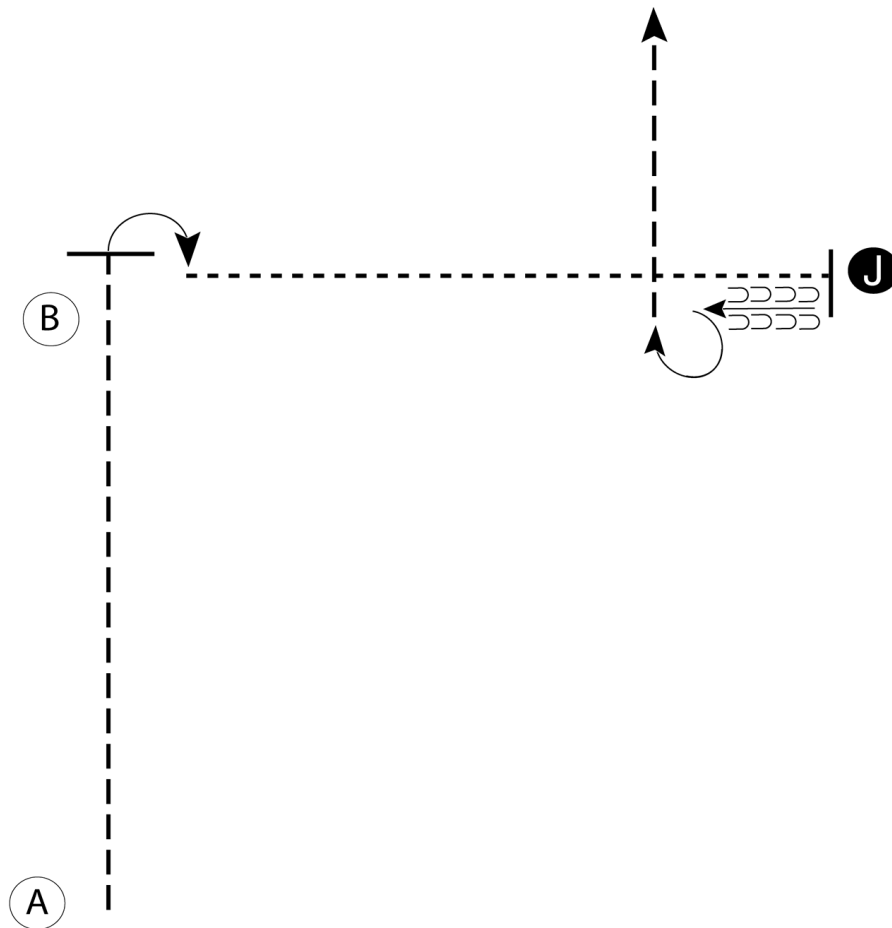
Pattern Provided by:

*Cindy Weight-Carter*

# SJPHC Fall Color Challenge

Showmanship - Novice Youth, All Breed, Novice Amateur

Show Date: 08-22-24, 2025



1. Begin at A. Trot from A past B
2. Stop and perform a 90 degree turn
3. Walk to the Judge, stop and set up for inspection
4. When dismissed back one horse length and perform a 270 degree turn
5. Trot to the line-up

Walk	-----
Trot	- - - - -
Back	← ⊞ ⊞ ⊞
Marker	Ⓟ
Judge	Ⓝ

[S/1-14]

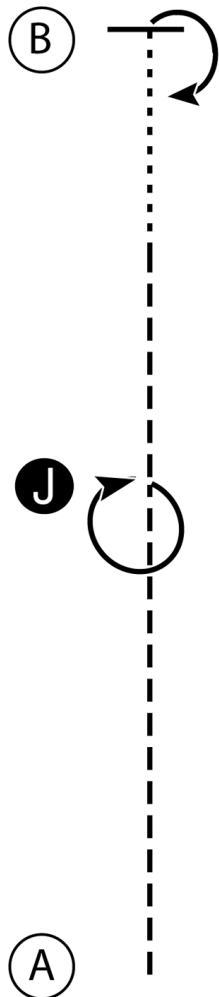
Pattern Provided by:

*Cindy Weight-Carter*

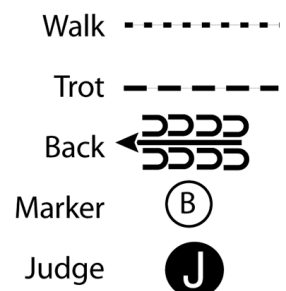
# SJPHC Fall Color Challenge

## Showmanship - 13 & Under, Maters Amateur

Show Date: 08-22-24, 2025



1. Trot from A to the Judge.
2. Perform a 360 degree turn. Set up for inspection.
3. When dismissed trot half way to B.
4. Break to the walk and walk to B.
5. Stop and perform a 180 degree turn. Wait for instructions from the ring steward.



[S/2-18]

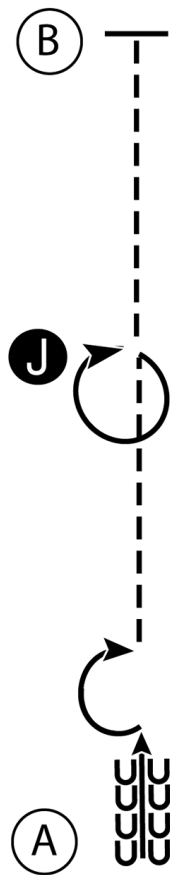
Pattern Provided by:

*Cindy Weight-Carter*

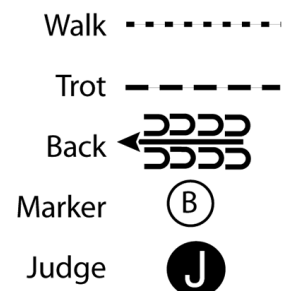
# SJPHC Fall Color Challenge

## Showmanship - 18 & Under, Amateur

Show Date: 08-22-24, 2025



1. Begin at A facing away from the Judge. Back four steps.
2. Perform a 180 degree turn.
3. Trot to the Judge.
4. Perform a 360 degree turn and set up for inspection.
5. When dismissed trot to B.
6. Stop and wait for instructions from the ring steward.



[S/2-15]

Pattern Provided by:

*Cindy Weight-Carter*



# SJPHC Fall Color Challenge

Horsemanship - W/T 5-10, 11-18, All Breed W/T, Am W/T

Show Date: 08-22-24, 2025

www.HorseShowPatterns.com

www.HorseShowPatterns.com

1. Walk to A
2. Jog A to B
3. At B stop and back
4. Jog 3/4 circle to the right
5. Stop and perform a 180 degree turn to the right on the hindquarter
6. Jog a circle back to B
7. Stop at B

Walk	.....
Jog	-----
Extended Jog	-----
Lope	=====
Leg Yield	
Lead Change	
Back	
Marker	(B)
Sidepass	

[WH/WT-12]

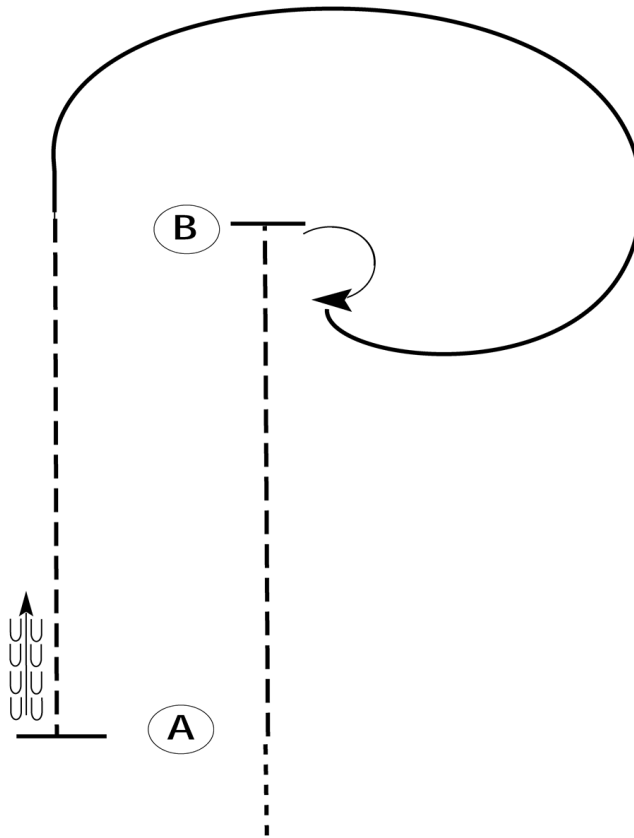
Pattern Provided by:

*Cindy Weight-Carter*

# SJPHC Fall Color Challenge

## Horsemanship - All Breed 1st Yr Green, Novice Youth, Novice Amateur

Show Date: 08-22-24, 2025



Be ready before A.

1. Walk to A.
2. Jog to B.
3. Turn 180 degrees to the right.
4. Lope on the left lead back around to B.
5. Jog from B to A.
6. Stop at A and back approximately one horse length.

Follow the instructions of your ring steward.

Walk	-----
Jog	- - - - -
Extended Jog	— — — —
Lope	—————
Leg Yield	
Lead Change	— / —
Back	← — — —
Marker	⊙ B
Sidepass	← — — — →

[WH/1-44]

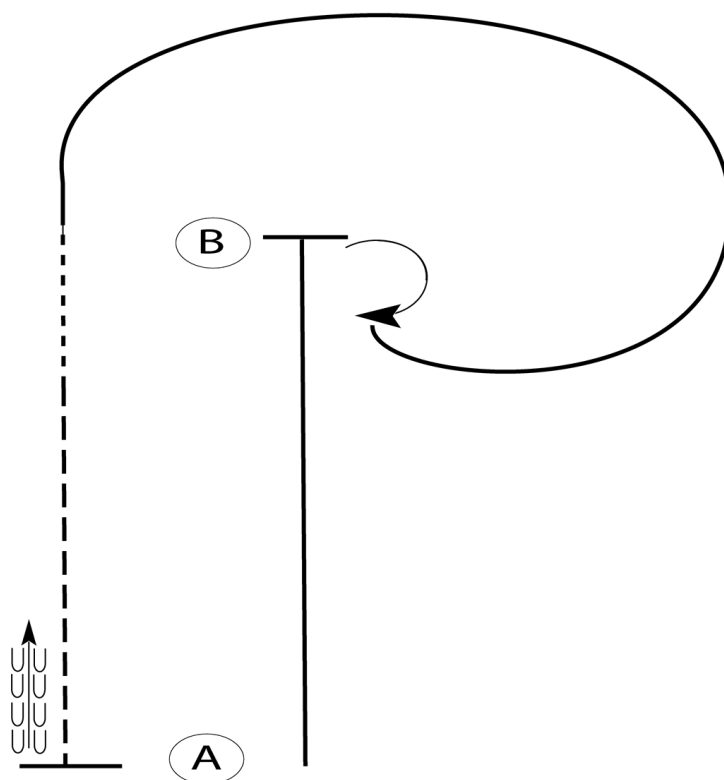
Pattern Provided by:

*Cindy Weight-Carter*

# SJPHC Fall Color Challenge

## Horsemanship - All Breed, 13 & Under, Masters

Show Date: 08-22-24, 2025



Be ready at A.

1. Lope on the right lead to B.
2. Turn 180 degrees to the right.
3. Lope on the left lead back around to B.
4. At B, break to the walk.
5. Walk approximately 10 feet.
6. Jog to A.
7. Stop at A and back approximately one horse length.

Follow the instructions of your ring steward.

Walk	-----
Jog	-----
Extended Jog	-----
Lope	-----
Leg Yield	+++++
Lead Change	-----
Back	←-----
Marker	ⓑ
Sidepass	←-----→

[WH/2-43]

Pattern Provided by:

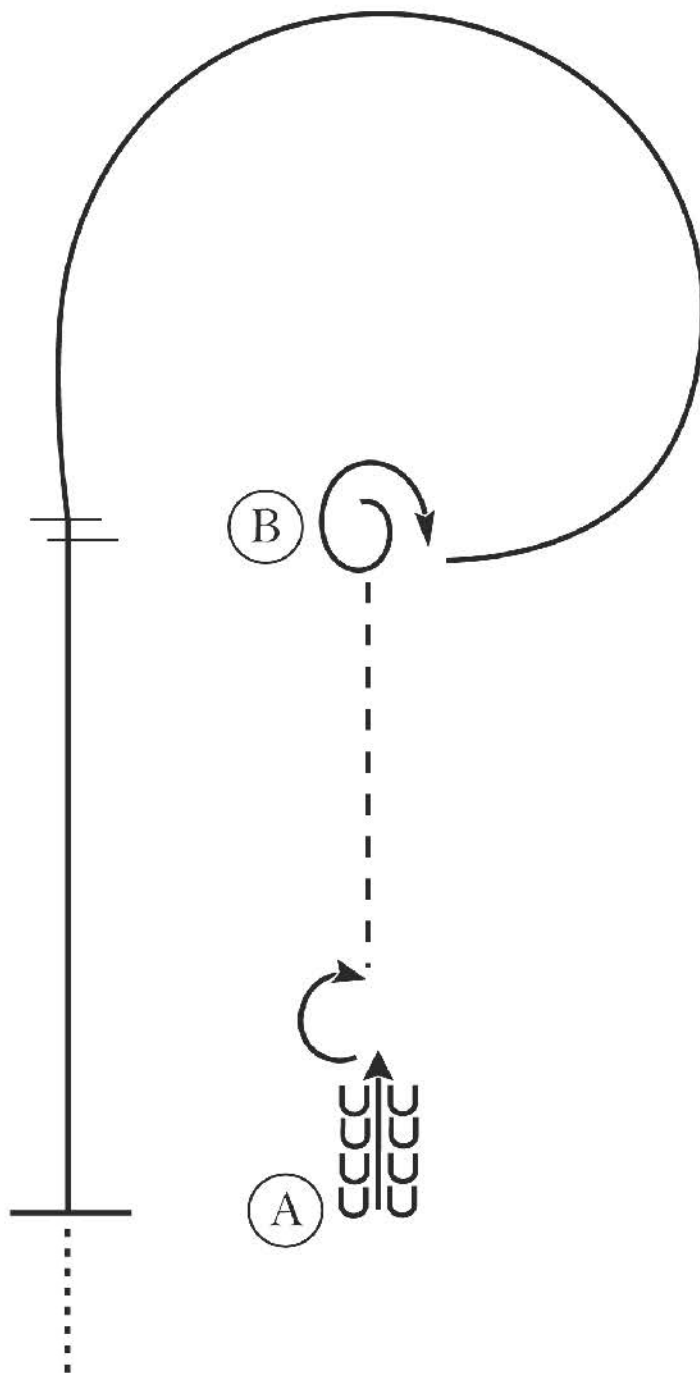
*Cindy Weight-Carter*

# SJPHC Fall Color Challenge

## Horsemanship - 18 & Under, Amateur

Show Date: 08-22-24, 2025

REVISED 8/21/25  
TO ADD WALK



1. Back 4 steps at A.
2. Perform a 180 degree turn to the right.
3. Jog to B.
4. At B perform a 450 degree spin to the right.
5. Lope a circle around B on the left lead.
6. At B perform a flying lead change.
7. Lope on the right lead to A.
8. Stop at A.
9. Walk to Exit.

Walk	.....
Jog	-----
Extended Jog	-----
Lope	=====
Leg Yield	
Lead Change	↗↘
Back	←←←←←
Marker	(B)
Sidepass	→→→→→

[WH/2-38]

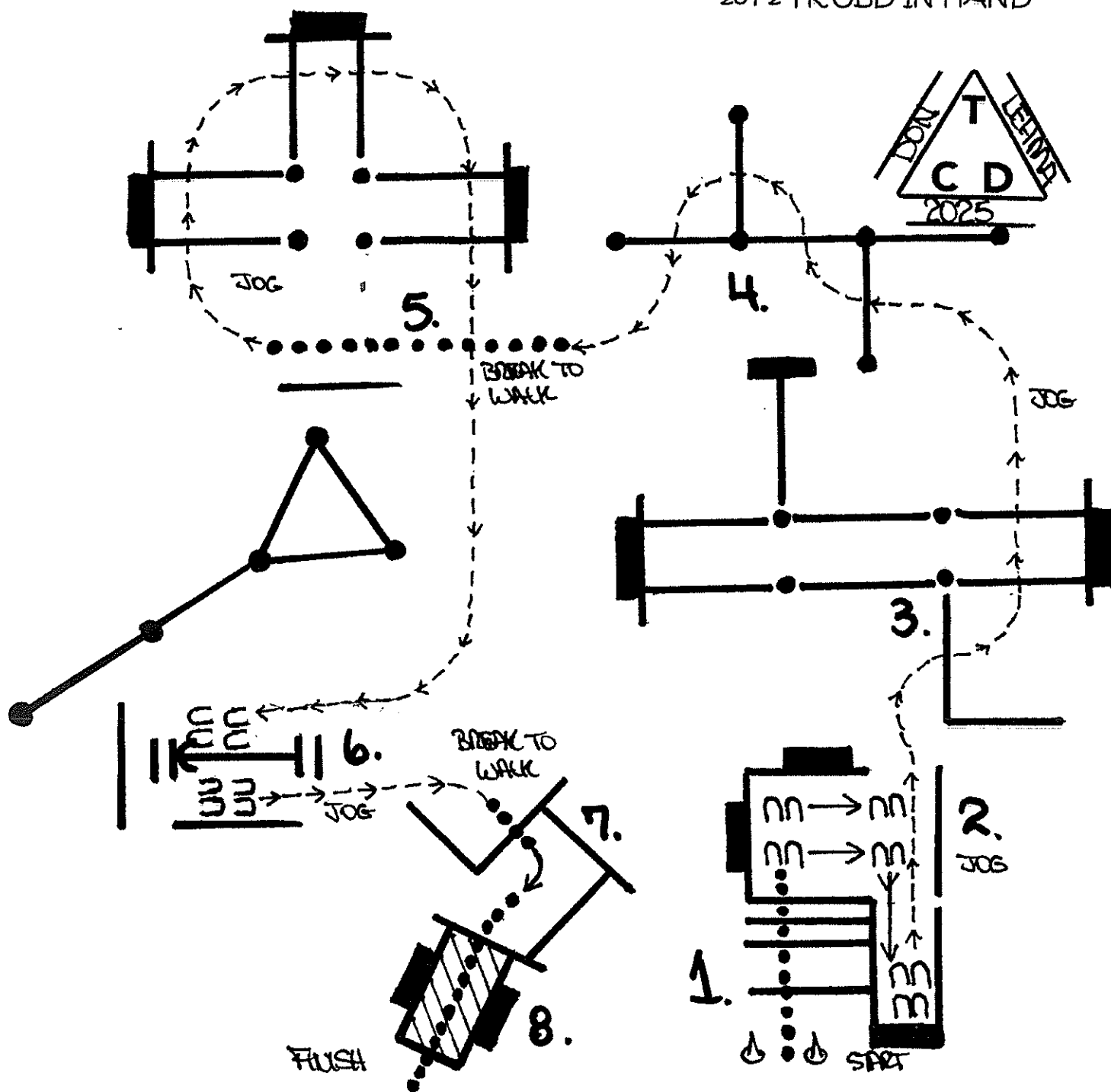
Pattern Provided by:

*Cindy Weight-Carter*

SJPHC

AUG. 23, 2025

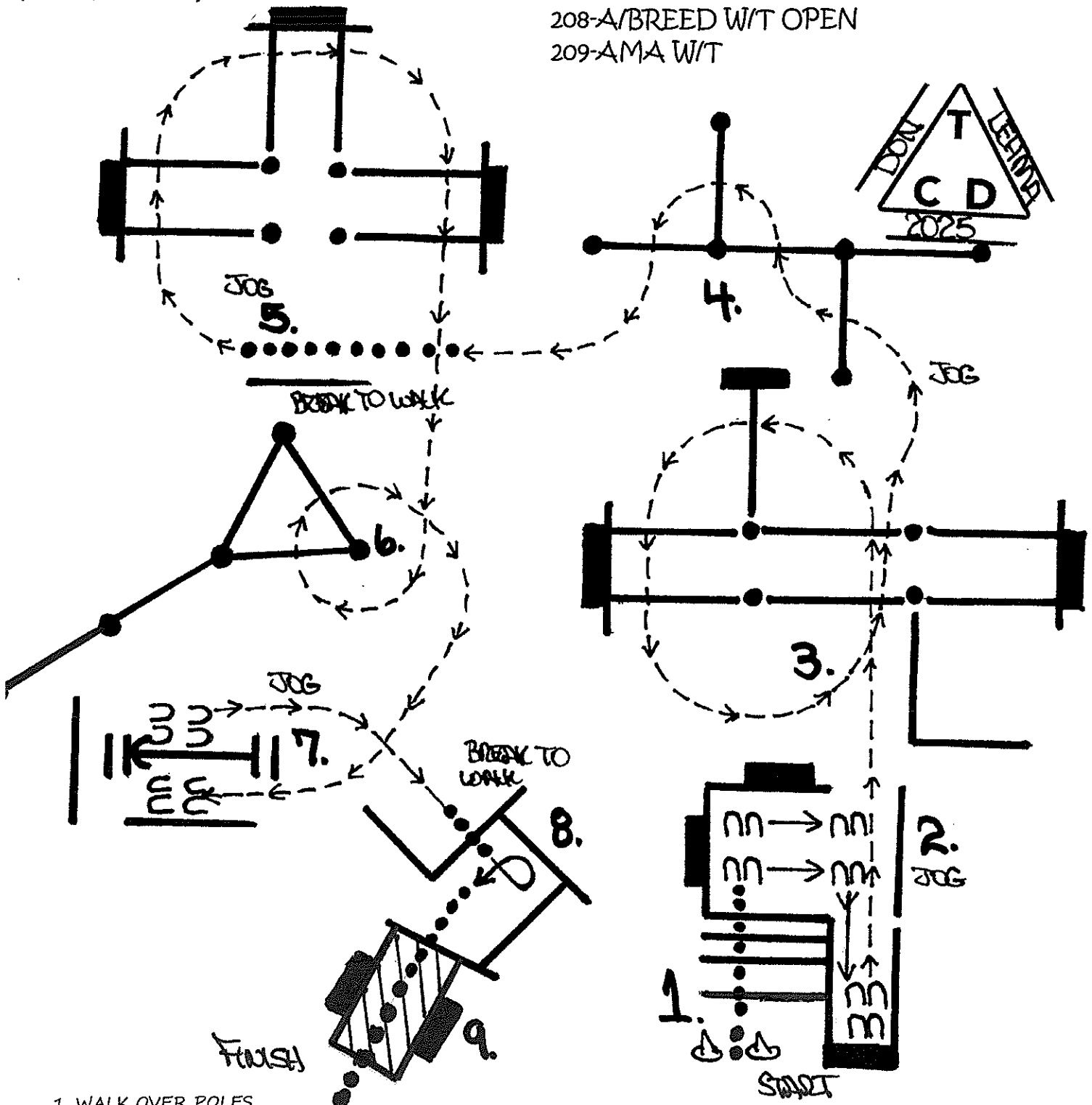
201-AMA YEARLING IN HAND  
202-YEARLING IN HAND  
203-AMA 2 YR OLD IN HAND  
204-2 YR OLD IN HAND



1. WALK OVER POLES
2. SIDE PASS RIGHT, BACK CHUTE
3. JOG OUT & OVER 3 POLES
4. JOG THRU SERPENTINE & OVER POLES, BREAK TO WALK
5. JOG OVER 6 POLES TO GATE
6. GATE:(LH) WALK THRU CLOSE
7. JOG TO BOX, BREAK TO WALK & OVER POLE, 1/4 TURN RIGHT
8. WALK OVER BRIDGE

**SJPHC**  
**8/23/2025**

205-W/T 5-10  
 206-A/BREED W/T YTH  
 207-W/T 11-18  
 208-A/BREED W/T OPEN  
 209-AMA W/T

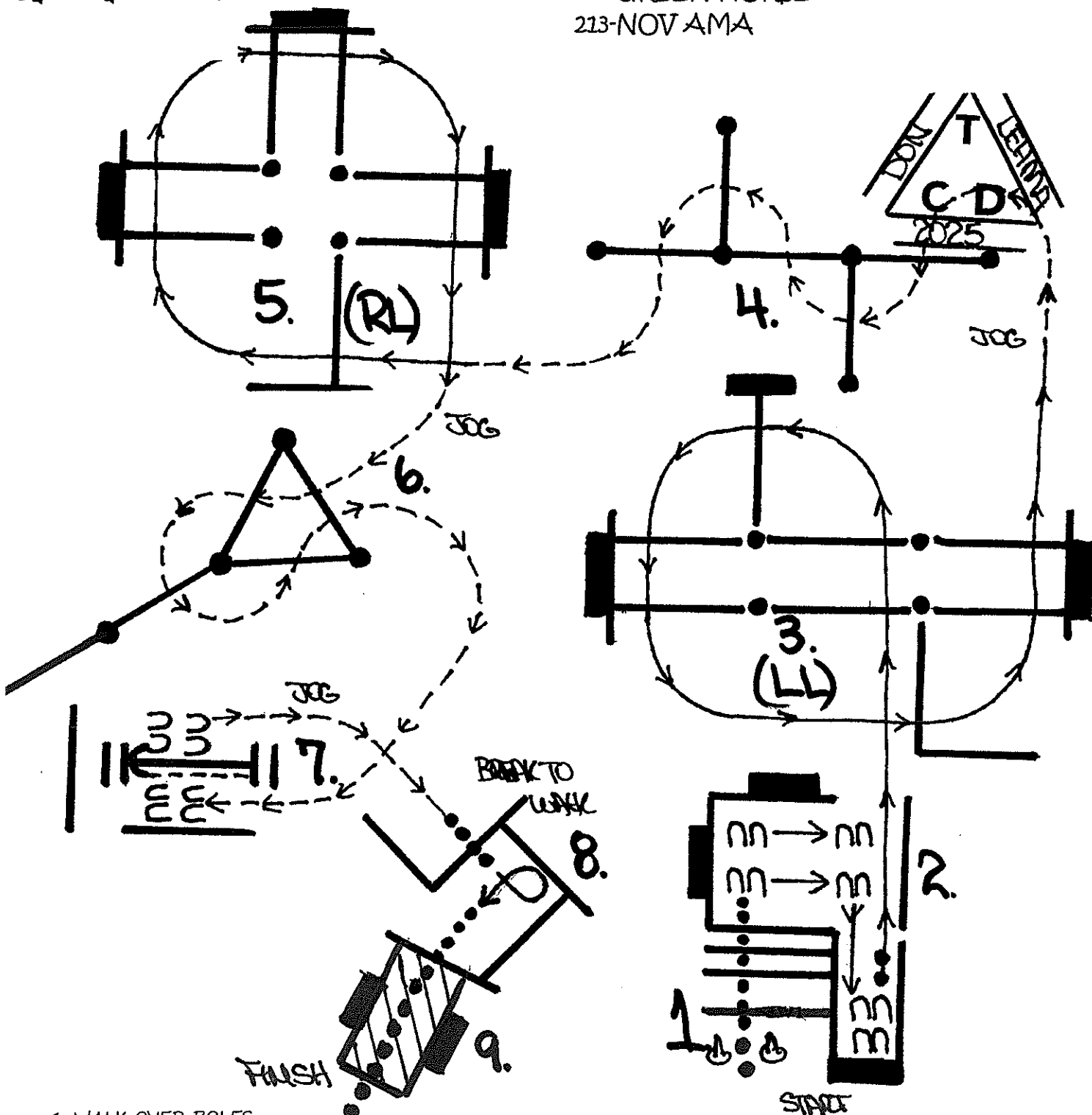


1. WALK OVER POLES
2. SIDE PASS RIGHT & BACK DOWN CHUTE
3. JOG OUT & OVER 7 POLES
4. JOG SERPENTINE BREAK TO WALK
5. JOG OVER 6 POLES
6. JOG OVER 2 POLES TO GATE
7. GATE:(RH) RIDE THRU CLOSE
8. JOG TO BOX BREAK TO WALK & INTO BOX 3/4 LEFT WALK OUT
9. WALK OVER BRIDGE



**SJPHC**  
**8/23/2025**

210-YTH 13 & UND  
 211-NOV YTH 18 & UND  
 212-GREEN HORSE  
 213-NOV AMA

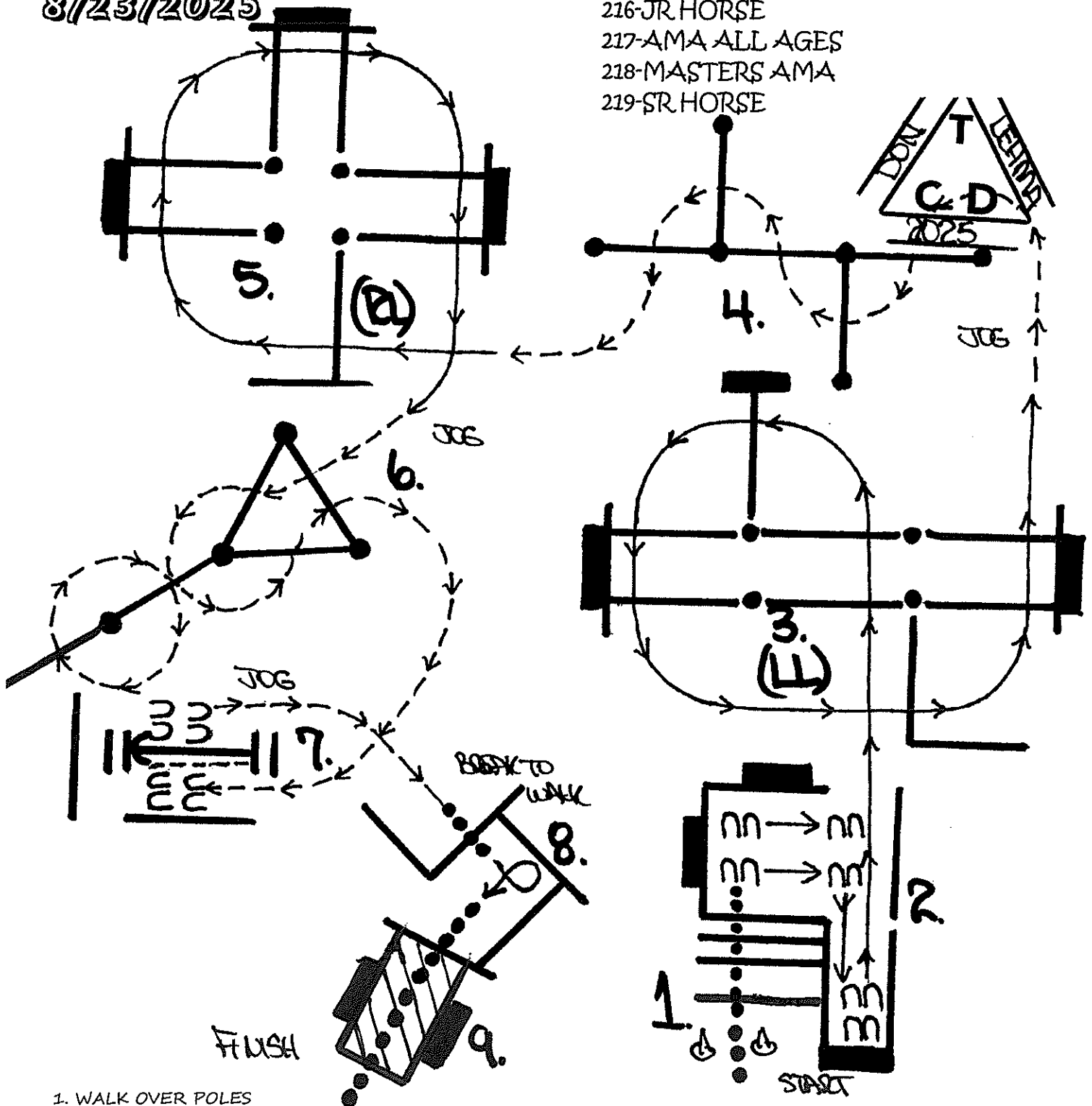


1. WALK OVER POLES
2. SIDE PASS RIGHT & BACK DOWN CHUTE
3. LOPE OVER POLES (LL)
4. JOG THRU SERPENTINE & OVER POLES
5. LOPE OVER POLES (RL)
6. JOG OVER POLES TO GATE
7. GATE: (RH) RIDE THRU OVER POLE CLOSE
8. JOG TO BOX BREAK TO WALK & INTO BOX 3/4 LEFT WALK OUT
9. WALK OVER BRIDGE



**SJPHC**  
**8/23/2025**

214-A/BREED OPEN  
 215-YTH 18 & UND  
 216-JR HORSE  
 217-AMA ALL AGES  
 218-MASTERS AMA  
 219-SR HORSE



1. WALK OVER POLES
2. SIDE PASS RIGHT & BACK DOWN CHUTE
3. LOPE OVER POLES (LL)
4. JOG THRU SERPENTINE & OVER POLES
5. LOPE OVER POLES (RL)
6. JOG OVER POLES TO GATE
7. GATE: (RH) RIDE THRU OVER POLE CLOSE
8. JOG TO BOX BREAK TO WALK & INTO BOX 3/4 LEFT WALK OUT
9. WALK OVER BRIDGE



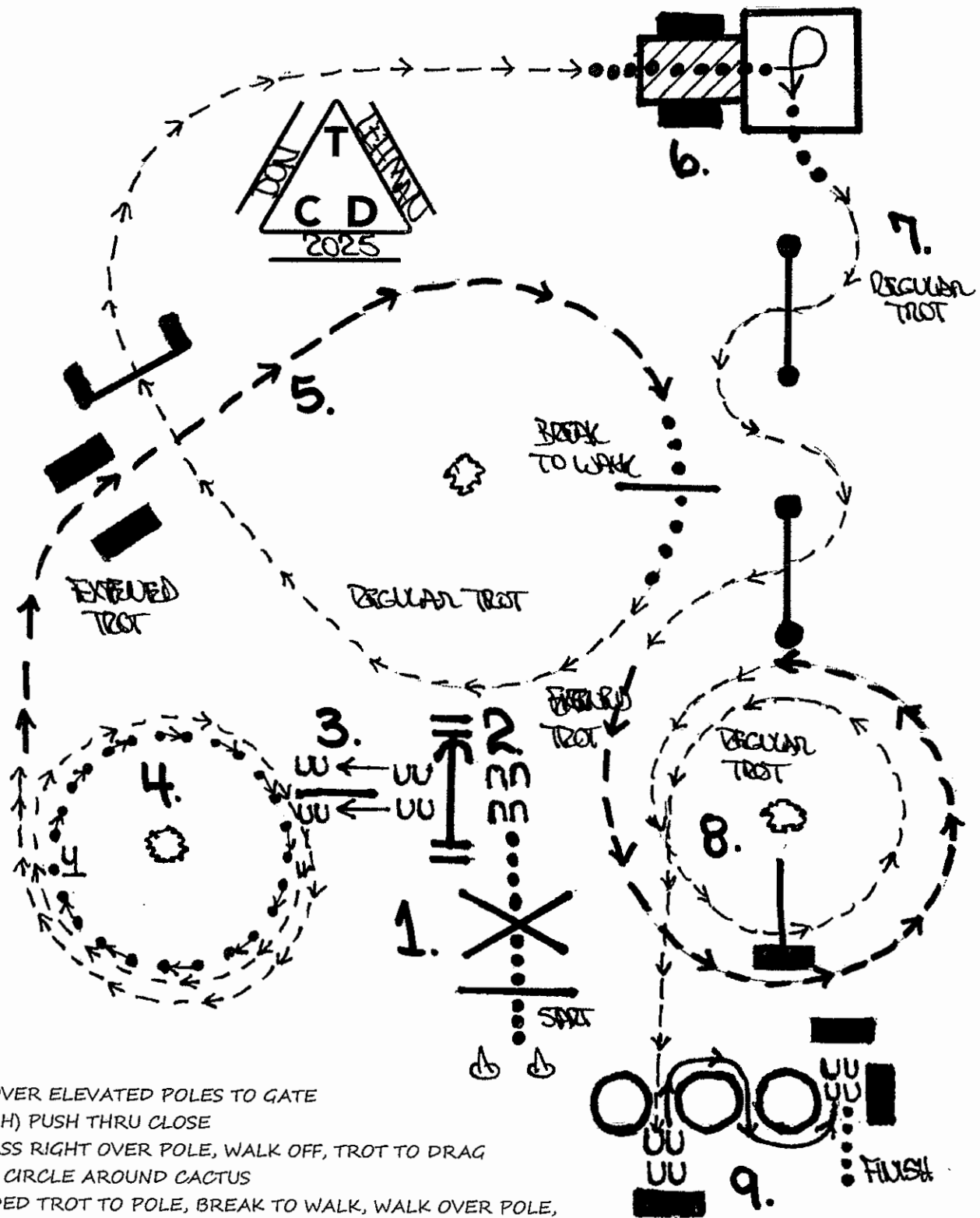


# All Walk Trot Classes

\*\*\*No Drag Required\*\*\*

SJPHC

AUG. 23, 2025



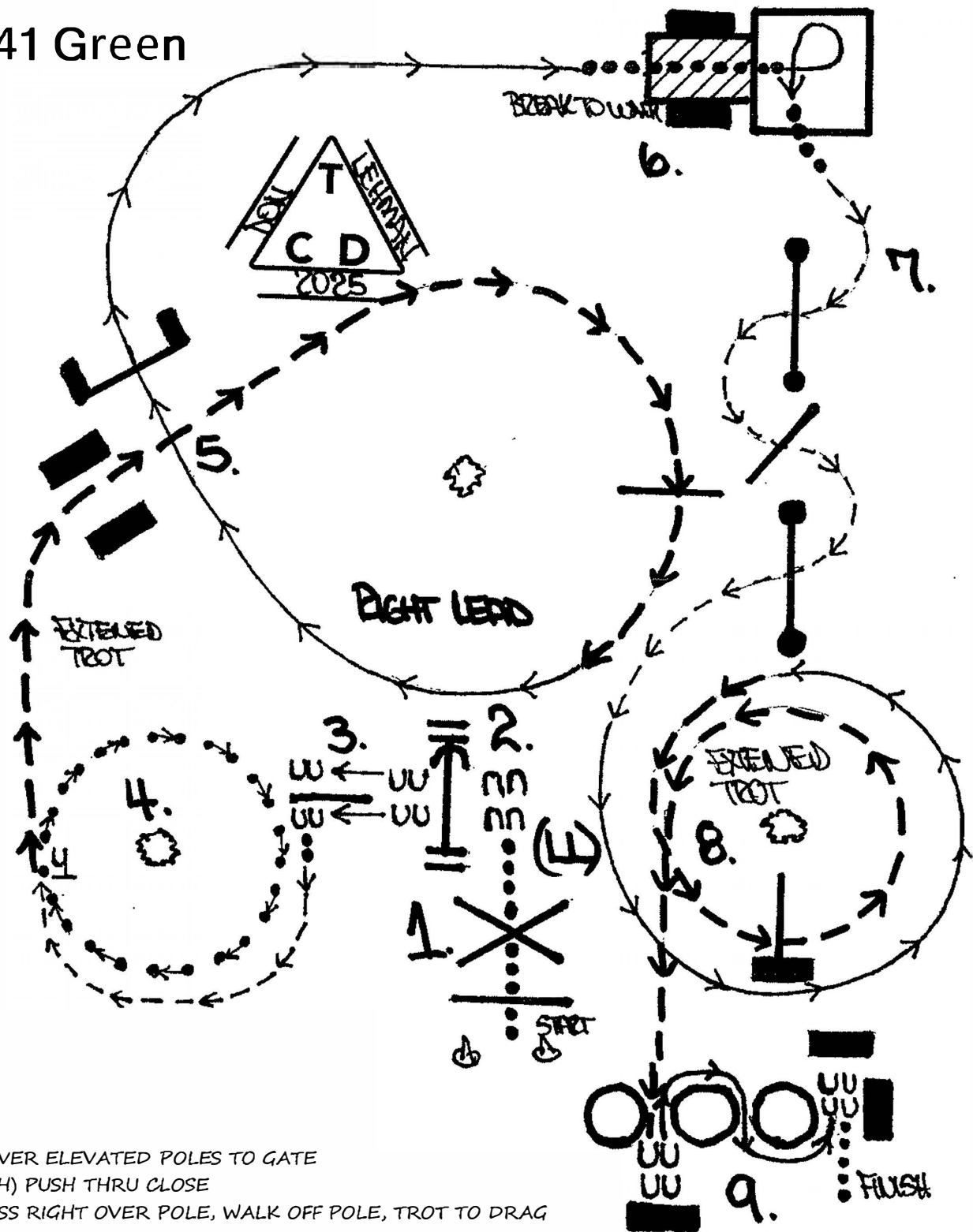
223 All Breed Youth

224 Youth

2241 Green

SJPHC

8/23/2025

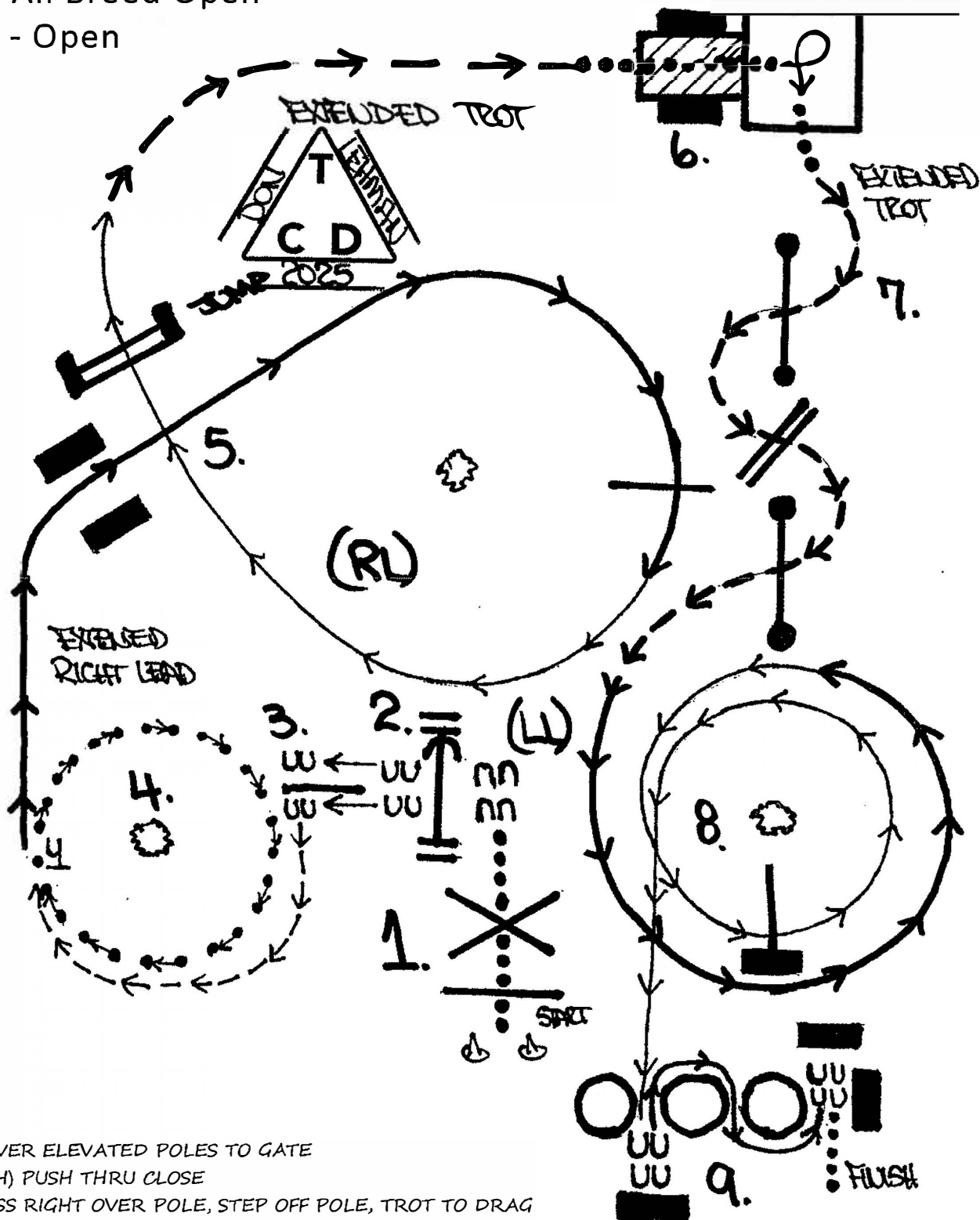


1. WALK OVER ELEVATED POLES TO GATE
2. GATE:(LH) PUSH THRU CLOSE
3. SIDE PASS RIGHT OVER POLE, WALK OFF POLE, TROT TO DRAG
4. PICK UP COAT (WALK OR TROT) AROUND CACTUS, REPLACE COAT
5. EXTENDED TROT OVER POLE, REGULAR LOPE (RL) OVER POLE.
6. WALK OVER BRIDGE INTO BOX, 3/4 LEFT WALK OUT
7. TROT THRU SERPENTINE & OVER POLES
8. LOPE (LL), EXTENDED TROT OVER POLE THRU BARREL, STOP
9. BACK THRU BARRELS WALK AWAY



2271 - Open

**8/23/2025**



1. WALK OVER ELEVATED POLES TO GATE
2. GATE:(LH) PUSH THRU CLOSE
3. SIDE PASS RIGHT OVER POLE, STEP OFF POLE, TROT TO DRAG
4. WORK DRAG AT WALK OR TROT
5. EXTENDED LOPE (RL) OVER POLE, REGULAR LOPE OVER JUMP, BREAK TO EXTENDED TROT
6. WALK OVER BRIDGE INTO BOX, 3/4 LEFT WALK OUT
7. EXTENDED TROT THRU SERPENTINE & OVER POLES
8. EXTENDED LOPE (LL), REGULAR LOPE OVER POLE THRU BARREL, STOP
9. BACK THRU BARRELS WALK AWAY



SJPHC Fall Color Challenge & Youth Scholarship Circuit  
SUNDAY, August 24, 2025

RANCH PLEASURE

All Walk/Trot Pleasure

1. Extended Walk— 75 feet
2. Trot—120 feet
3. Extended Trot—390 feet
4. Stop and Reverse
5. Walk—30 feet
6. Trot—150 feet
7. Extended Trot—200 feet
8. Trot—90 feet
9. Stop and Back

All Breed, Green, Youth, Amateur, Open

PATTERN 1

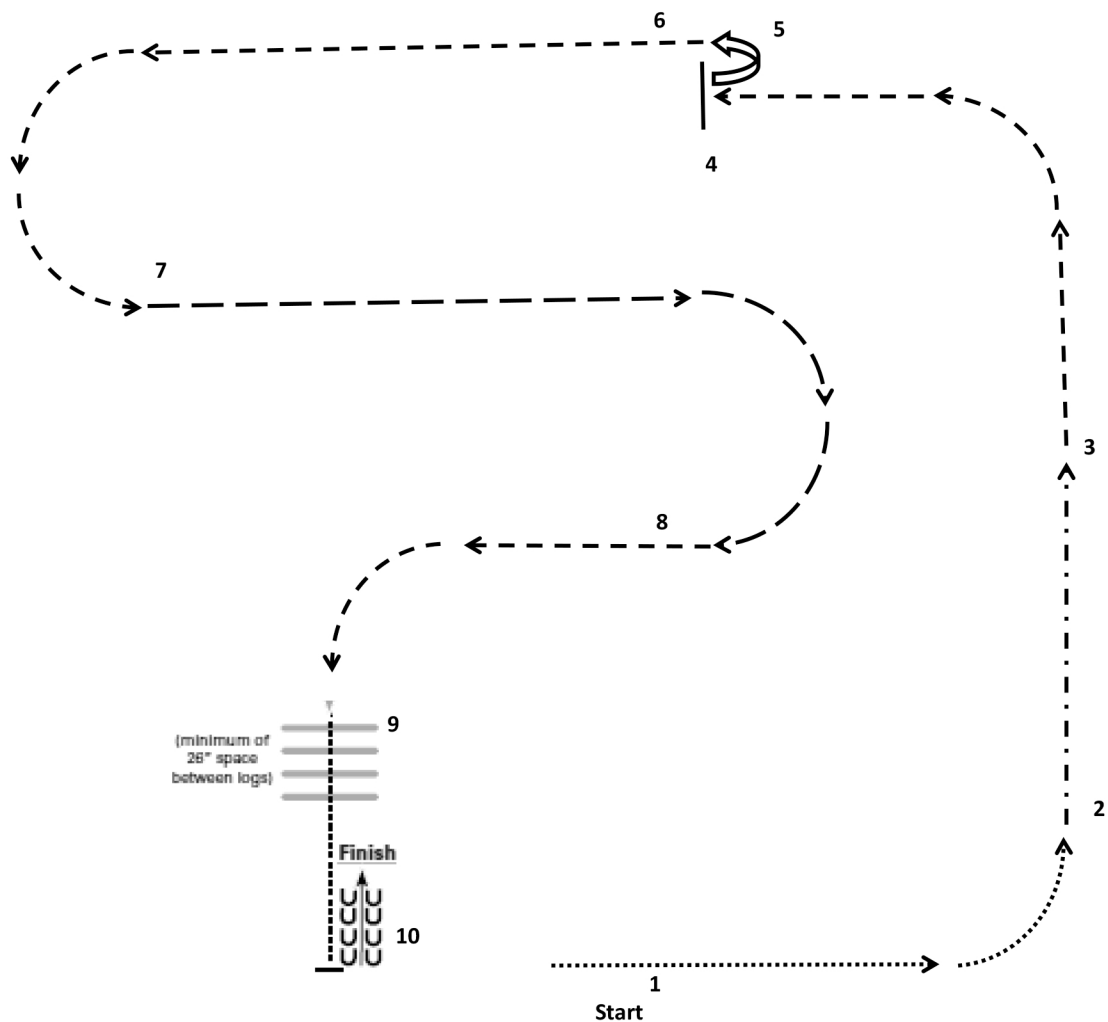
- Extended Walk- 75 feet
- Trot- 120 feet
- Extended Trot- 240 feet
- Lope- 150 feet
- Stop; reverse (either direction)
- Walk- 30 feet
- Lope- 150 feet
- Extended Lope- 200 feet
- Trot- 90 feet
- Stop and Back.



# SJPHC Fall Color Challenge & Youth Scholarship Circuit

SUNDAY, August 24, 2025

## All Walk Trot



1. Start at a walk and turn left.
2. Extend the walk.
3. Trot and turn left.
4. Stop.
5. Pivot left 1 full turn.
6. Trot and make a half of a circle left.
7. Extend the trot and make a half of a circle right.
8. Trot and turn left towards the poles.
9. Walk over the poles and forward.
10. Stop and back up to finish the pattern.

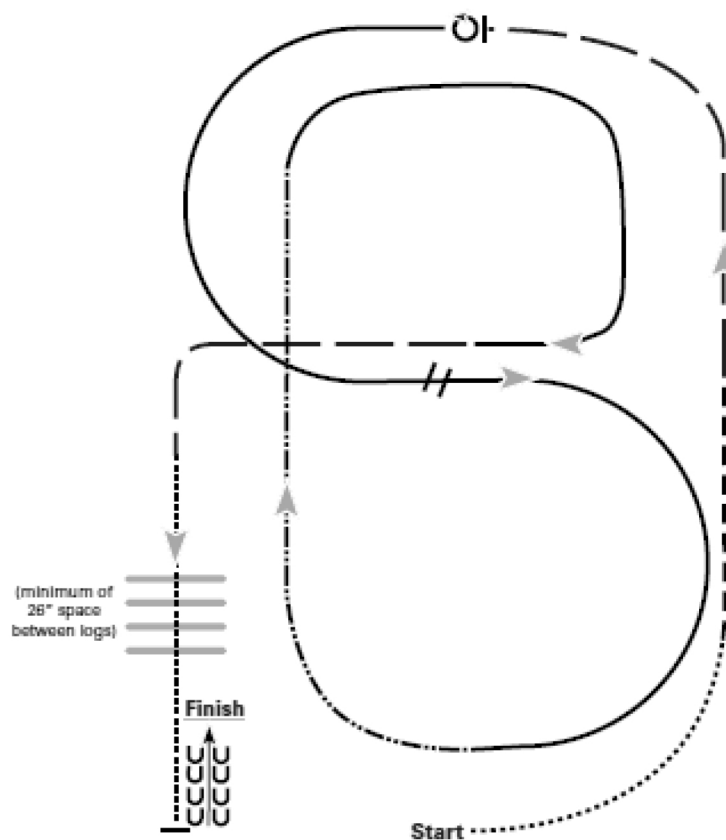
# SJPHC Fall Color Challenge & Youth Scholarship Circuit

SUNDAY, August 24, 2025

All Breed, Green, Youth, Amateur, Open

## Ranch Riding Pattern #1

---



1. Walk
2. Trot
3. Extend the trot ,at the top of the arena, stop
4. 360 turn to the left
5. Left lead 1/2 circle, lope to the center
6. Change leads (simple or flying)
7. Right lead 1/2 circle
8. Extended lope up the long side of the arena (right lead)
9. Collect back to a lope around the top of the arena and back to center
10. Break down to an extended trot
11. Walk over poles
12. Stop and back

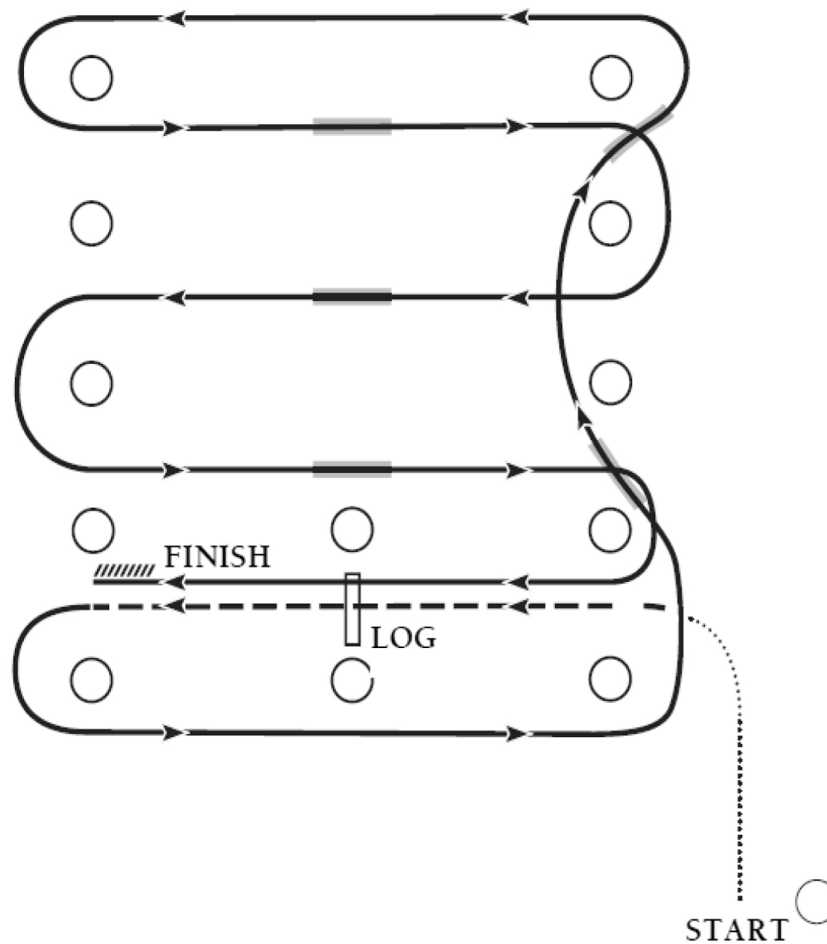
SJPHC Fall Color Challenge & Youth Scholarship Circuit  
SATURDAY, August 23, 2025  
Western Riding

Classes: 228-All Breed, 230-Green, 231-Novice Amateur

---

**Green Western Riding Pattern #9**

---



1. Walk at least 15 feet from start cone to the first marker, as drawn, transition to jog, jog over log.
2. Transition to left lead and lope around end.
3. First line change.
4. Second line change, lope around end of arena.
5. First crossing change.
6. Second crossing change.
7. Third crossing change.
8. Lope over log.
9. Lope, stop and back.

# SJPHC Fall Color Challenge & Youth Scholarship Circuit

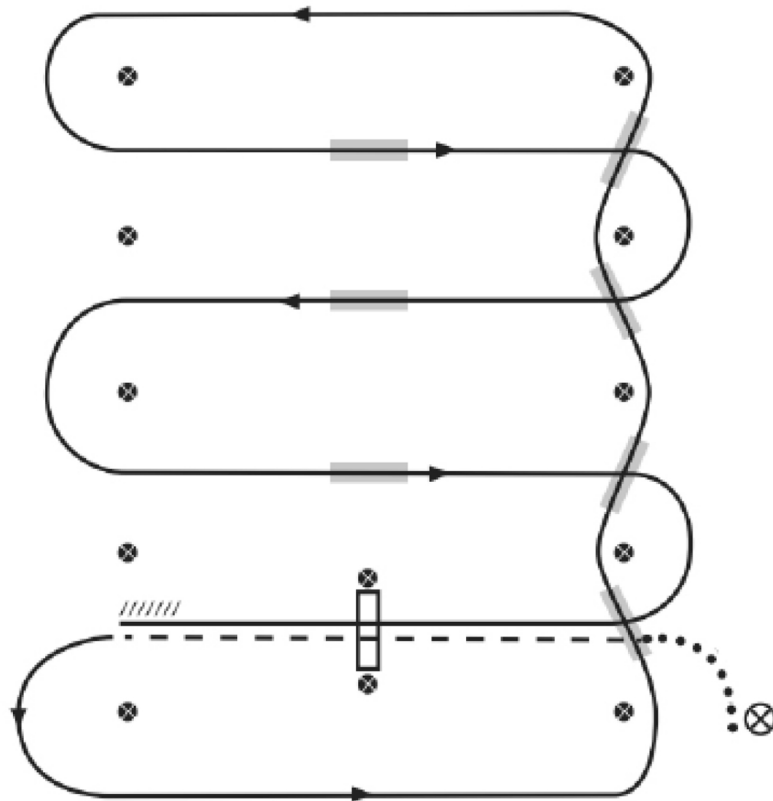
## SATURDAY, August 23, 2025

### Western Riding

Classes: 229-Youth All Age, 232-Amateur,  
233-Jr. Horse, 234-Sr. Horse

#### Western Riding Pattern #9

---



⊗ **START CONE**      **WALK** .....      **JOG** - - - - -  
**LEAD CHANGING AREA** [grey bar]      **LOPE BACK** [solid line with grey bar]      **BACK** [hatched line]

1. Walk at least 15 feet from start cone to the first marker, as drawn, transition to jog, jog over log.
2. Transition to the lope, on the left lead
3. First line change
4. Second line change
5. Third line change
6. Fourth line change
7. First crossing change
8. Second crossing change
9. Third crossing change
10. Lope over log
11. Lope, stop & back